

Platinum MP-3000

Advertising on Hold Player

User Guide

Version 1.0 ENGLISH

This user guide contains information on the installation and operation of the PLATINUM MP-3000



Version 3.0.1 Multi Track with track skip single play and multi-track play

Manufactured by ADVERTISING ON HOLD Pty Ltd

For Sales, Service & Technical assistance please call

0434 679775

DESCRIPTION

The **Platinum MP-3000** is the latest technology digital message player available. It incorporates many features required by users within the ON HOLD industry and has been designed with their help to bring the most functional unit to the marketplace. It has a powerful built in amplifier to accommodate a wide variety of telephone systems. It also uses 3 different media sources to increase functionality and compatibility with existing media sources. The Platinum MP3000 can also be used as a music/media system with its Centre, Left and Right audio output. The Platinum MP-3000 will automatically start when a media source is present. It will re start automatically after any power interruption.

The Platinum MP-3000 has minimal power consumption. There are no moving parts that can wear during operation. The volume control is digital and has been placed on top of the unit for easy adjustment and access by the user.

The case has been designed from aluminium and powder coated black to maintain durability. The design of the case is to match with current trends and gives an aesthetically pleasing shape when viewed.

SD CARDS & USB

The **PLATINUM MP-3000** uses commonly available SD Flash Cards or USB keys to store its MP3 based messages. This technology is completely non volatile, meaning your message is not lost in transport or when power is lost. The SD or USB keys can be overwritten indefinitely, without any deterioration in quality. The SD cards & USB keys can be changed in seconds and will re start as soon as plugged in. No Power cycle is required to update the message/ advertising on this player.

Each Platinum MP-3000 is supplied with a 128MB USB Key, which provides for up to 256 minutes of advertising at CD quality (128kbps). The Platinum MP-3000 will play up to the current size SD card of 8 GiG. It can also play USB sticks up to the maximum size of 19GiG.



The platinum MP-3000 is supplied with a 128mb USB key as pictured below. Alternatively the unit can be ordered without the USB key for sub dealers who have existing SD/MMC Cards



As the picture depicts above left the PLATINUM MP-3000 has been tested with a wide variety of USB Keys and SD/MMC Cards from a wide range of manufacturers. The technology used in the PLATINUM MP-3000 requires **no special pre preparation of the card**. The USB Keys and SD/MMC cards just need to be formatted in windows. If either form of media has been used for another purpose such as document or picture storage from digital cameras simply remove the contents and the USB stick/SD/MMC card is ready to use with the PLATINUM MP-3000.

SINGLE & MULTI-TRACK PLAY:

The **PLATINUM MP-3000** is capable of single track continuous play or multi-track continuous play.

Using the selector button as below (FIG 1) you can select at any time between modes. Once the mode is set it will be indicated by the flashing LED (FIG 2). Either GREEN for mode 1 Single track or RED for mode 2 MULTI track play.





FIG 1 track select as indicated by arrow First button to the left

ADVANCED Audio input:

The **PLATINUM MP-3000** is capable of accepting an external source input which it will amplify and then re send the signal out via the standard AUDIO output or via the LEFT,CENTRE & RIGHT outputs. This is particularly useful if audio is required from a specific source, or if you wish to amplify an existing one. This version player will not mix audio from this source with audio from USB or SD cards.



INSTALLATION & OPERATION of PLATINUM MP-3000

If an existing RADIO, CD player or other media source is being used:

1. Remove the power adaptor from the existing source.
2. Remove the existing audio source by disconnecting the audio cable from the Line Isolation unit (LIU) which is connected to the clients telephone system.
3. Re connect the audio line (input/Source from the LIU) to the Audio output on the PLATINUM MP-3000 as per the diagram below. (FIG 1)
4. Connect the supplied 12VDC 500ma power adaptor to the PLATINUM MP-3000 as per the diagram below to the power receptacle. (FIG 2)
5. Insert the SD card or USB key whichever has been supplied with unit (FIG 6)
6. Turn the unit on by pressing the power button (FIG 3)
7. The unit will now begin to play. (See FIG 4 for play status)
8. Call the customers telephone number and have them place you on hold. From there adjust the volume control up or down to the desired level (FIG 5)

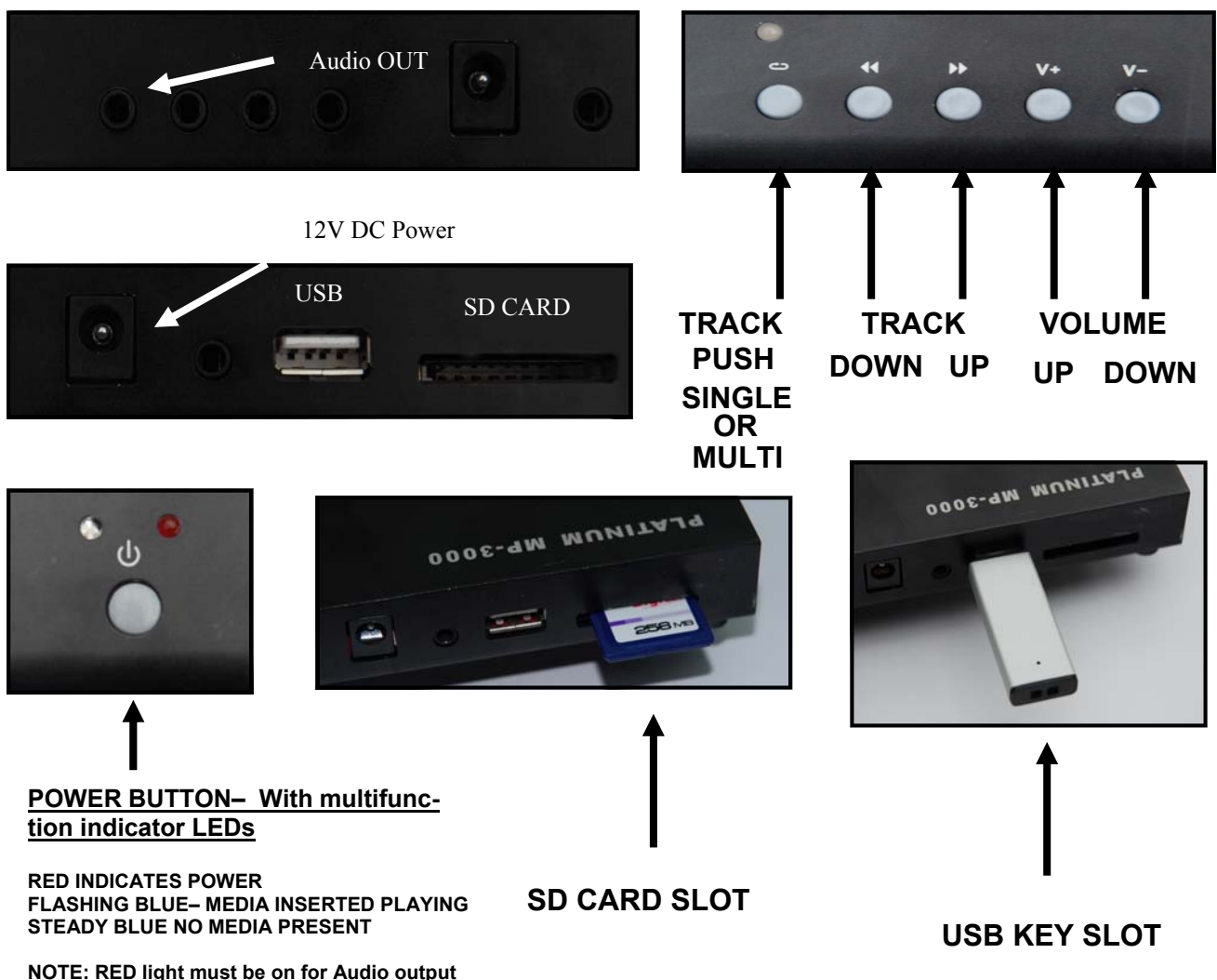
If an existing Audio source is not being used:

The PLATINUM MP-3000 in Australia is required to be connected to your Telephone System through a suitable AUSTEL/ACA approved Line Isolation Unit (LIU). If you can not locate the LIU you may need to contact the technical staff that installed the customers Telephone system to locate it. If it is found not to be fitted with an LIU DO NOT INSTALL THE PLATINUM MP-3000 to the audio input of the phone system. (Disregard this above note if your Country allows such device to be fitted without the use of an LIU) .

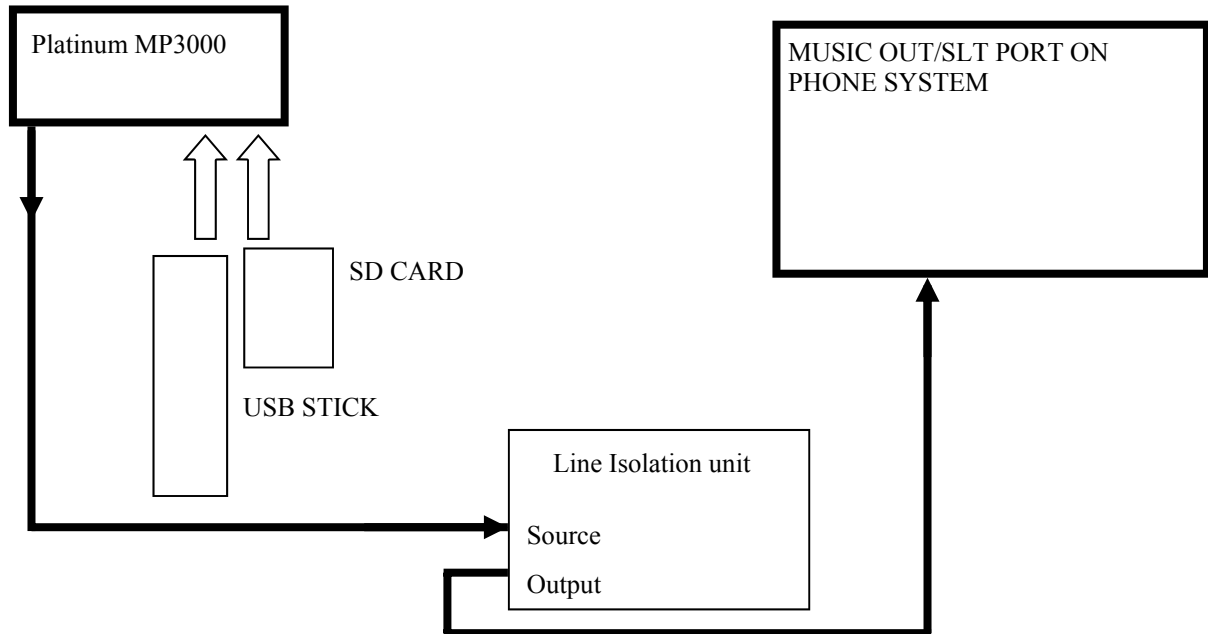
It is then advised you have the technician install an Liu as soon as possible to allow operation of this service.

Please Note : Your Telephone System may need to be programmed by an approved technician to allow the service to be used.

Once the LIU has been fitted (Or in the case not required) follow steps 3-7 as above.



Connection Diagram



SPECIFICATIONS – PLATINUM MP-3000

Size : 95 x 89 x 32 mm
Weight : 110g
Power input: 12VDC/500mA
Audio Output : 15W @ 8 ohms
Audio File type : MP3 Stereo or Mono

WARRANTY

Your Platinum MP3000 is warranted against defects from parts or workmanship for a period of one year (12 months) from date of purchase. In the event of failure, return the product, with proof of purchase to your nearest dealer or direct to head office for repair or replacement.

The Warranty is fully transferrable for the life of the unit. (Provided proof of transaction/legal title has taken place)

The Dealer referred to is in this case Advertising on hold Pty Ltd.

Outside of Australia the dealer will be the local importing agent as designated by Advertising on hold Pty Ltd.

This Dealer/Importer will be the warrantor.

This Warranty shall not apply to any unit which has been subject to any of the following circumstances.

Alteration, modification, abuse, neglect, accident, incorrect or outside voltage such as lightning or power surge or used in any manner contrary to these instructions.

The end user is responsible for all freight costs to the point of repair. The dealer will be responsible for freighting the replacement unit back to the user.

This Warranty gives you specific legal rights and you may also have other rights which may vary from state to state. Our obligation to the end user is solely to repair or replace the product. The dealer is not liable for any incidental or consequential damages due to any defects. The dealer also states that where necessary by State and Federal laws of the land and by the ACMA (Australian communications and Media Authority (or by your local Governing body if used outside Australia) an LIU is to be fitted in series with the communication system to protect the communication system and any ancillary equipment from damage.



N14939



RoHS Compliant